




# BIG QUESTION: How are symbols and sayings important in religion?

What can we learn about special symbols and signs used in religions?



## Knowledge

Create my own piece of art, explaining my choices with reference to a specific religion  
 Retell the story Of Noah's Ark and identify the symbols associated with the story  
 Use and connect key R.E. vocabulary to express my point of view

## Learning Overview

### Past learning

In Year 1 pupils were taught about special religious clothes and symbols e.g. Topee, Diva lights and special occasions, e.g. Christening, Christmas. They were taught about special artefacts and events, e.g. Eid and prayer mats and Rakhi wristbands.  
 In Year 2 pupils were taught about why holy books are special, how people learn from them and why they are important to a believer.  
 In Year 3 pupils were taught about Diwali around the theme of light along with other religious festivals.







### This unit's learning

In this unit, children will create their own piece of art and explain their choices to a specific religion. Use and connect key R.E. vocabulary, whilst expressing their point of view. Consider the impact of symbols to a believer.

### Future learning

In Year 3, children will be taught about symbols and sayings in the Sikh religion. In Year 4, children will be taught about religion within their neighbourhood. About the Bible and the Christian festival of Easter and signs and symbols involved in the. In Year 5 and 6, children will use what they have been taught previously to analyse and evaluate a range and how it affects daily living.

## Vocabulary

	The cross is the symbol of Christianity
	The Wheel of Dharma is the symbol of Buddhism
	The Om/Aum is the symbol of Hinduism
	The crescent moon and star is the symbol of Islam
	The Star of David is the symbol of Judaism
	The Khanda is the symbol of Sikhism
Noah	A religious figure in Christianity, Islam and Judaism

## Skills

### Know about and understand: Making sense of beliefs

Step 2: Identify beliefs, describe them simply, give examples and suggest meanings  
 Step 3: Describe beliefs and concepts, connecting them to texts, suggesting examples and meaning

### Express and communicate; Understanding the impact

Step 2: Give examples of what difference it makes to belong to and believe in a religion  
 Step 3: Connect stories and teachings, concepts and stories with how religious people live, celebrate and worship

### Gain and deploy skills: Making connections

Step 2: Think, talk and ask questions about religion and belief for themselves  
 Step 3: Suggest and link questions and answers, including their own ideas about the differences religion makes to life

### Oracy

- Use specialist language
- Make precise language choices
- Offer opinions that aren't their own
- Explain an idea or concept to someone else
- Reflect on discussions and identify how to improve
- Choose appropriate content, relating to the content in hand