





# BIG QUESTION: What does it mean to belong?

## What does it mean to belong to Christianity?

**Symbols/Images/artefacts**




The cross




A Church

**Important people/places/artefacts**



The Bible



Church font

Vocabulary	
Bible	The Christian Holy book
Baptism	At a baptism, Christians are submerged in water to symbolise membership of God's family.
Christening	A Christian ceremony to welcome a baby into the Christian family
Church	A Christian place of worship
Cross	The symbol of Christianity. Christians believe Jesus was crucified on a cross
Dedication	A ceremony in which parents thank God for the birth of a child and make promises about how as parents they will look after their new baby.
Font	A stone bowl filled with Holy water, used in the Christening service
Prayer	The act of talking with God
Worship	The act of religious devotion

### Knowledge

Talk about what it means to belong to a group  
Talk about what it means to belong to Christianity

Name and talk about key Christian objects, artefacts, beliefs, teachings and practices; discussing and connecting ideas between different religions

Investigate what happens at a church Christening, baptism or dedication service, thinking about special ceremonies that they have participated in

Learn about different types of families and what they share together and that Christians believe that they belong to one family  
Discuss Christian ideas of 'what God is like' and make connections with their own beliefs

### Learning Overview

**Past learning**  
*In Reception* pupils have learnt about a church and may have had the experience of visiting a local church. They have learnt about the Bible and why this is an important holy book for Christians. They will have heard about two stories that can be drawn upon in this unit (The Good Samaritan and the Lost coin). Pupils will know about where Christians go to worship God together.  
*In Year 1* pupils have learnt: about the Christian story of Christmas and why it is special to Christian people

**This unit's learning**  
KS1 pupils are taught to recall and comprehend knowledge about a range of religions.  
*In Year 1* pupils will be taught to: name and talk about key Christian objects, artefacts, beliefs, teachings and practices

- investigate what happens at a church Christening, baptism or dedication service
- think about where they belong and special ceremonies that they have participated in
- learn about different types of families and what they share together
- suggest meanings for religious actions and symbols
- discuss and connect ideas between different religions

**Future learning**  
*In Year 2* pupils will be taught: about the story and religious festival of Easter and what it means to Christian people

- about the life of Jesus and some of the special stories he told his followers *In Year 3 and 4* pupils will be taught to apply their knowledge about religion to 21st century living.

*In Year 3* pupils will be taught:

- about the Christian symbol of light and link that to Christmas festival and how Christian people belong to their religion
- about how Jesus helped people to stop and made them think

### Skills

**Know about and understand: Making sense of beliefs**  
Step 1: Recall, name and talk about simple beliefs, stories and festivals  
Step 2: Identify beliefs, describe them simply, give examples and suggest meanings

**Express and communicate; Understanding the impact**  
Step 1: Observe, notice and recognise simple aspects of religion in their communities

Step 2: Give examples of what difference it makes to belong to and believe in a religion

**Gain and deploy skills: Making connections**  
Step 1: Begin to find out about and link religions and beliefs  
Step 2: Think, talk and ask questions about religion and belief for themselves

- Oracy**
- Speak clearly and confidently in a range of contexts
  - Use vocabulary appropriate specific to the topic
  - Take opportunities to try out new language, even if not always used correctly
  - Use sentence stems to link to other's ideas in group discussion. E.g. 'I agree with... because ...' 'Linking to ...'
  - Explain ideas and events in chronological order
  - Explain their reasoning
  - Ask effective questions